

## PEACOC® ENHANCED VIEW & ACCESS

PEACOC is a groundbreaking platform by Go!Foton that simplifies the management of optical connectivity for data center and telecom operators. With PEACOC Enhanced View and Access (EVA), front patching adapters are easily accessible, while the spreadable adapter technology enables the quick isolation of optical connections from adjacent ports, providing ample unobstructed handling space for safe, fast, and error-free management of fiber jumpers. PEACOC is the only high-density solution that allows simultaneous access to front and back-side connectors from the same rack side. It's a highly efficient optical fiber management solution.



### Benefits:

- Spreadable adapters enable easy connector access without affecting insertion loss
- Instant port identification with easy access makes moves, adds, & changes in high fiber density environments manageable
- Port count can scale within the cassette for custom density
- Adaptive cassette design allows for a variety of optical components to be used to get the maximum platform utility
- Supports pre-terminated panel/cable assemblies
- Backside adapter maintenance can be done from front of chassis

### Features:

- PEACOC spreadable adapter technology
- 1RU density up to 72 Duplex LC ports (144f)
- Cassette based design supports patching, splicing, and integrated optical components such as Tap splitters, PLC splitters and xWDM filter modules
- Numbered LC, SC, MPO and other adapter types
- Scalable 2RU and 4RU chassis with protective doors
- Mounts in any 19" or 23" rack, frame, or cabinet

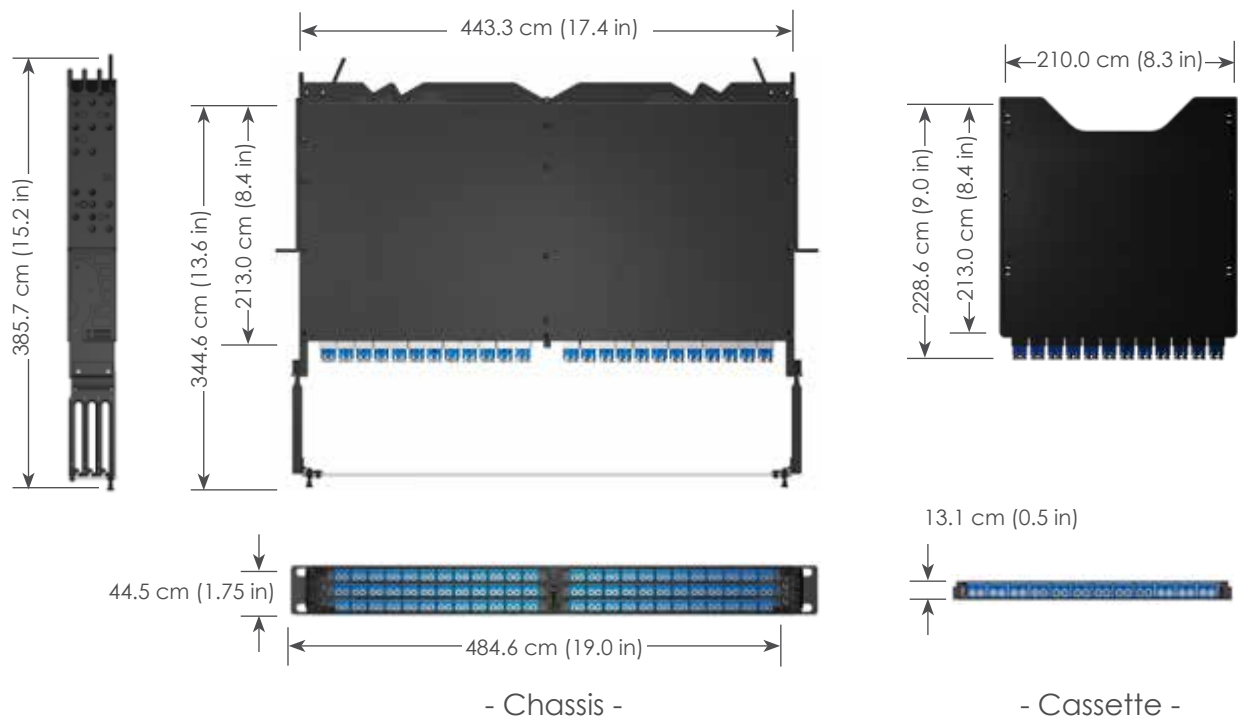
### Applications:

- Data center, Telecom Central Office, CATV Headend
- Fiber Management and Distribution Frames
- Wireless C-RAN Sites & MSCs
- Enterprise Network
- Outdoor Cabinets & Enclosures

# SPECIFICATIONS

Attributes	Specifications	
Maximum Number of Ports per 1RU	Duplex LC	72 Ports (144 fibers)
	Simplex SC	72 Ports (72 fibers)
	MPO	72 Ports (72 x 8, 12, 24 fibers)
Height	1RU (2RU and 4RU versions also available)	
Width	19" Rack (default) 23" Rack (with available adapter brackets)	
Depth	8.5" default	
Mounting Position	Standard, Recessed, and Flush Mounting	
Cable Type	Simplex & Duplex Jumpers, MPO Cables, or Multifiber Fan-outs Any: 1.2mm, 1.6mm, 2.0mm, 3.0mm, 3.8mm, etc.	
Fiber Type	Single mode and Multimode	
Connector Type	LC/UPC, LC/APC, SC/UPC, SC/APC, MPO, MDC	
Operating Temperature	-40°C to +65°C	
Standards	GR-449	

# PRODUCT DIMENSIONS



## CASSETTE CONFIGURATIONS



LC / SC / MPO / MDC Patch Panel Cassette



MPO-LC (or SC) Breakout Cassette

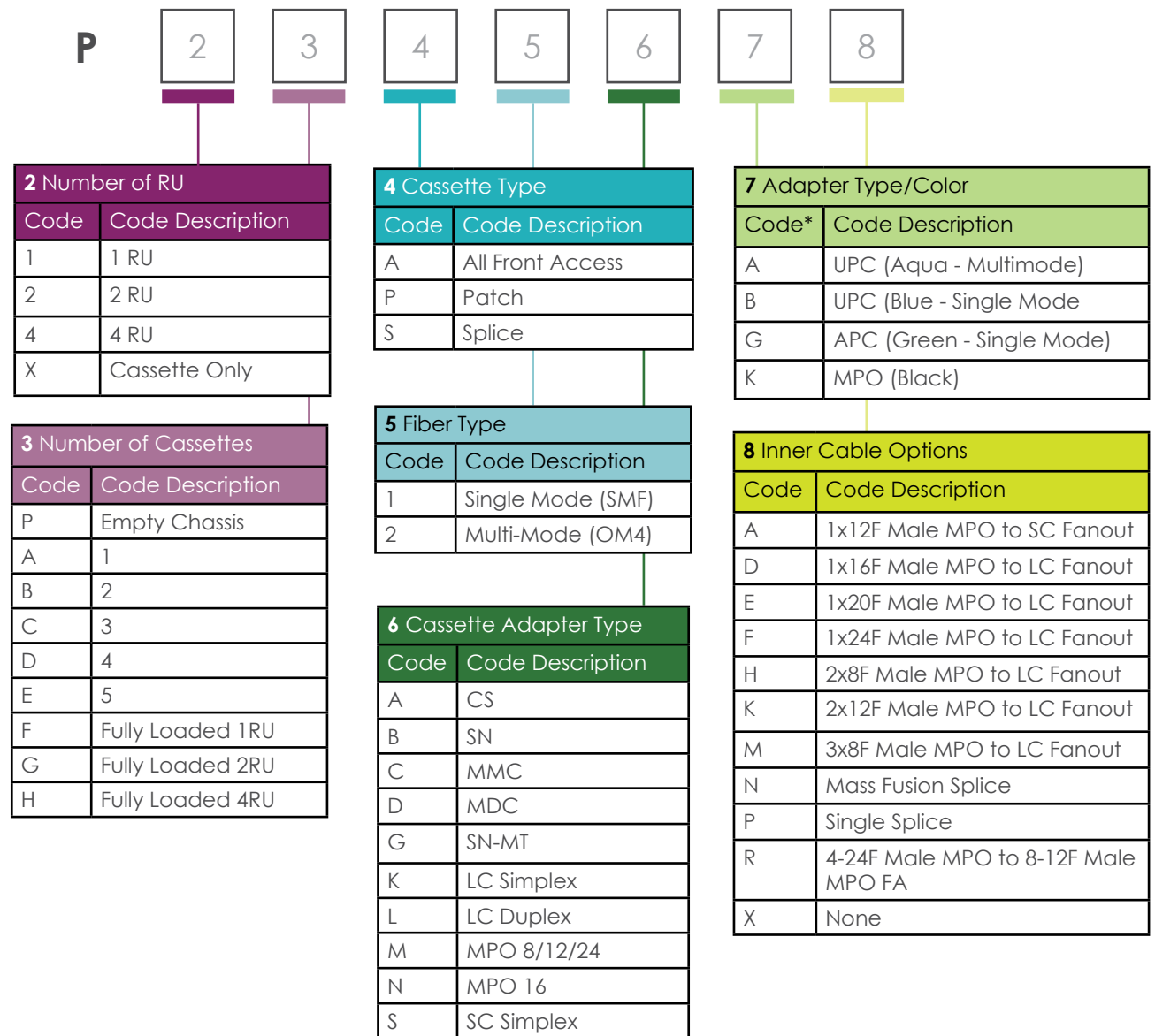


TAP / xWDM / Splitter Cassette



Direct Splice & Patch Cassette

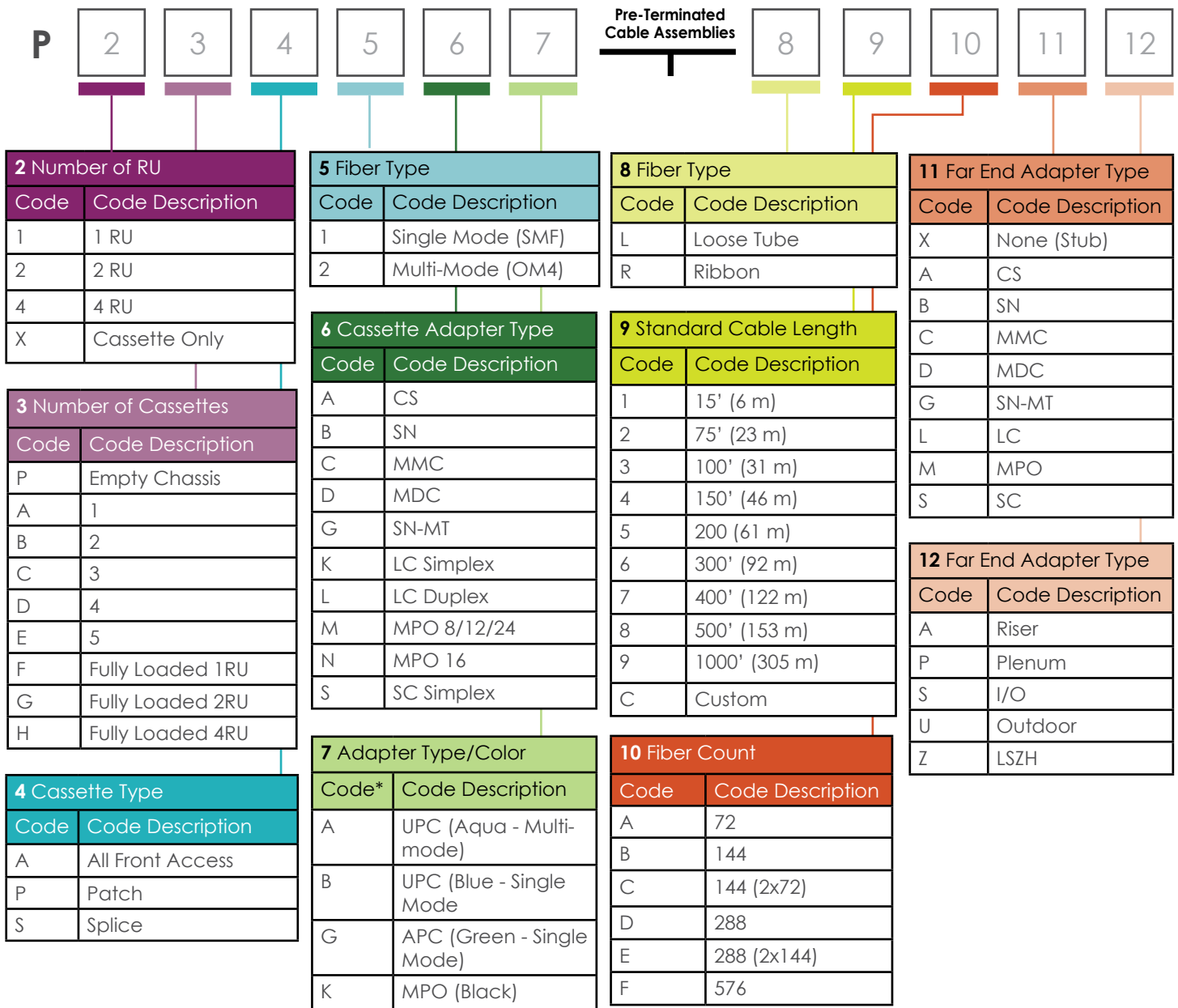
# ORDERING INFORMATION



8 Inner Cable Options	
Code	Code Description
A	1x12F Male MPO to SC Fanout
D	1x16F Male MPO to LC Fanout
E	1x20F Male MPO to LC Fanout
F	1x24F Male MPO to LC Fanout
H	2x8F Male MPO to LC Fanout
K	2x12F Male MPO to LC Fanout
M	3x8F Male MPO to LC Fanout
N	Mass Fusion Splice
P	Single Splice
R	4-24F Male MPO to 8-12F Male MPO FA
X	None



# ORDERING INFORMATION: WITH PRE-TERMINATED CABLE ASSEMBLIES



## GoFoton

28 World's Fair Drive  
Somerset, NJ 08873  
gofoton.com  
732.469.9650

**GoFoton**  
Innovator. Expert. Problem Solver.



Scan for more  
information

© 2024, GoFoton, all rights reserved.  
DS-EVA-080123, Revision 2 - 10.24  
Specifications are subject to change without notice.